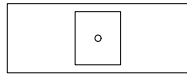
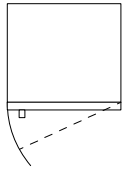




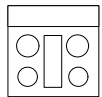
underbench dishwasher



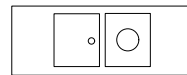
centred sink with LH & RH drainers



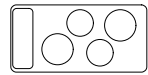
fridge



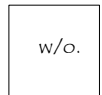
free standing cooking range



double sink




in bench cook top with oven under



w/o. wall oven



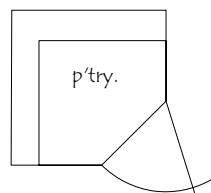
large double sink - drainers to be built into bench top



1200 x 600 mm benchtop with cupboards or drawers under



p/p. 400 mm wide pull-out pantry



p'try. corner pantry

kitchen cut-outs

scale: 1:100 (1cm = 1000mm)

